

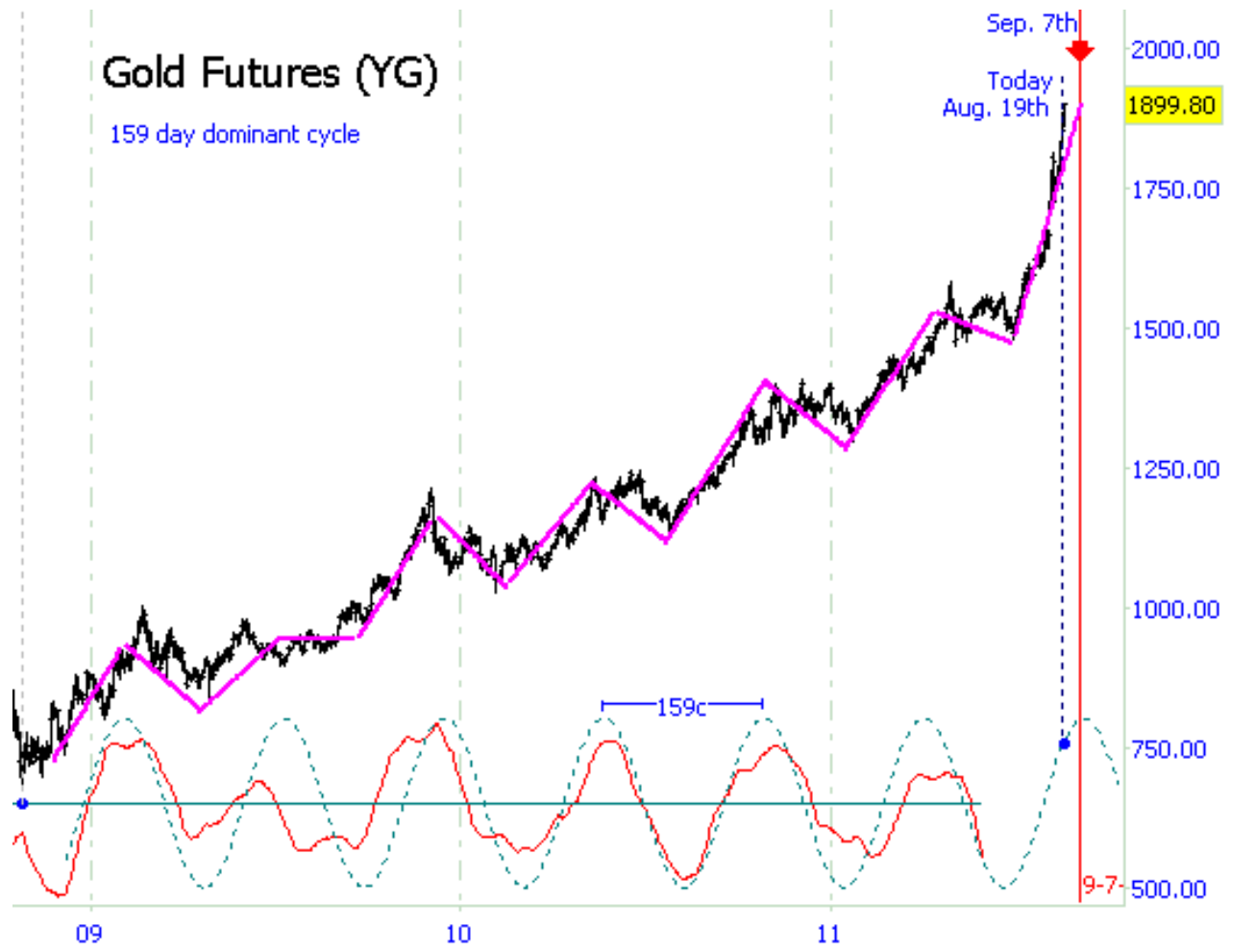
# The Top in Gold & Silver

How cyclic analysis showed the top in gold and silver  
2 weeks ahead of time.

This analysis was posted live & ahead of time  
in an open W59 forum....

[www.whentotrade.com](http://www.whentotrade.com)

During the most bullish time,  
I applied my cyclic tools on the Gold & Silver futures:



The dominant cycle was detected automatically by the Dominant cycle explorer. The plot shows that this cycle was active for 2 years. **The next TOP is projected for September 7<sup>th</sup> 2011. The analysis was done on August 19<sup>th</sup> 2011.**

This analysis was posted in an open traders forum. Link for review: <http://forum.wave59.com/idealbb/view.asp?topicID=5745>

# Close up view.....



# Confirmation of Silver AND Gold cycles... / Analysis done on Aug. 19th

Live post on the forum:

Link for review: <http://forum.wave59.com/idealbb/view.asp?topicID=5745>

thanks for joining. Here is a cycle alignment in silver & gold. The daily cycles that have been stable are approaching the topping area. The HUI already passed the smaller top of the dominant cycle. Divergences are in place and fib. retracements join the scene. The next 2-4 weeks will show...



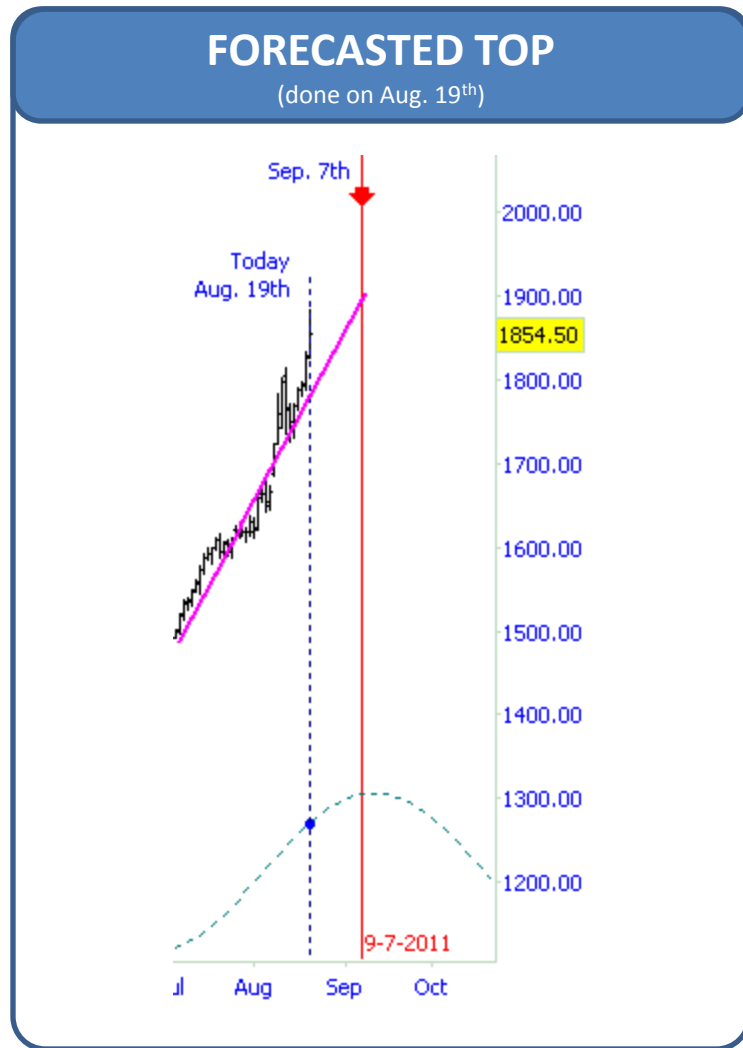
## To sum it up....

- Dominant cycles projected the next top around Sep. 7<sup>th</sup> for Gold
- The dominant cycles in Silver AND Gold are in sync regarding the next top projection for end August to mid September
- The cycle swing showed already a bearish divergence setup

These cyclic signals have been posted live & ahead of time on August 19<sup>th</sup> with a warning that a major high for gold and silver is due during the next 2-4 weeks.

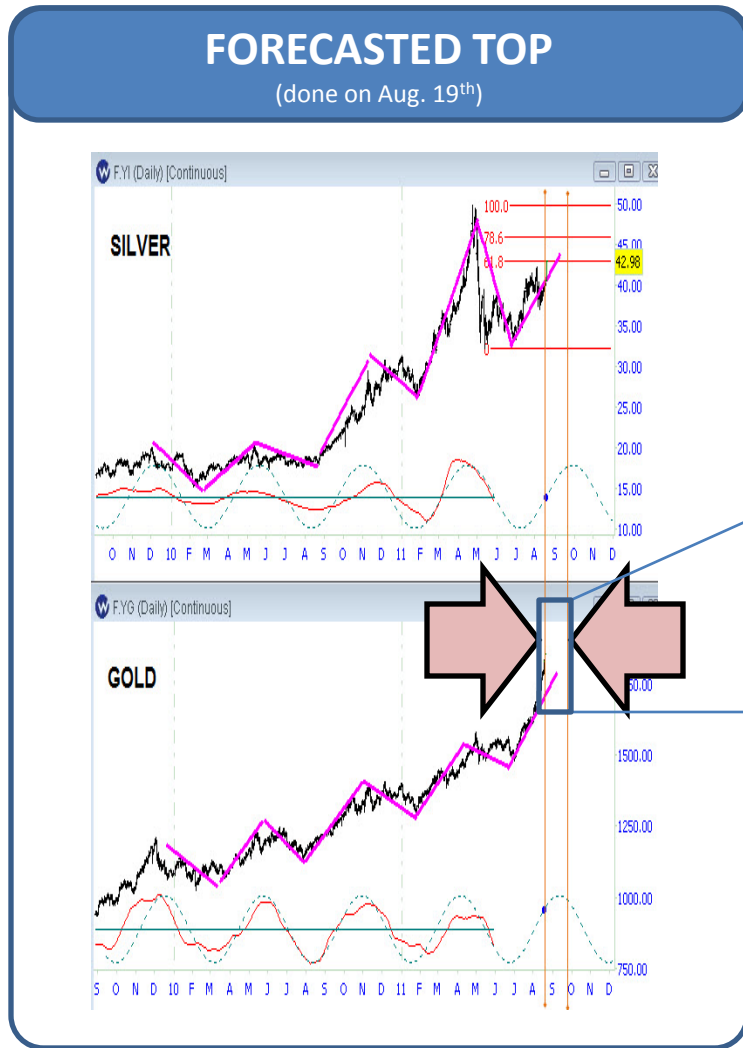
Link for review: <http://forum.wave59.com/idealbb/view.asp?topicID=5745>

# How it played out.....



- 13 %

# How it played out.....



Projected time window for top

Projected time window for top

If you want to do this on your own...  
it is all included in my book:

<http://www.wave59.com/eshop/10Expand.asp?ProductCode=19>

