



- Cycles PRIVATE FORUM Snapshot –
EURUSD / Live Forecast Example

© Lars von Thienen / November 2010

DECODING THE HIDDEN MARKET RHYTHM

A DYNAMIC APPROACH TO IDENTIFY
AND TRADE CYCLES THAT
INFLUENCE FINANCIAL MARKETS

Live post in the private forum about an high probability short setup on Oct. 19th for EURUSD based on the **Cycle Swing Indicator**

EURUSD / Weekly Divergence Setup

P: 10/19/2010 5:35:48 AM

Hi,
interesting divergence setup on the weekly EURUSD chart actually forming now:

X:EURUSD (Weekly) [Continuous]

EURUSD / Weekly Chart

1.6000
1.5000
1.3937
1.3000


The chart displays the weekly price movement of EURUSD from approximately 2008 to 2010. It features three distinct peaks, each marked with a red arrow pointing downwards. Purple trend lines are drawn above each peak, showing a clear divergence between the price and the indicator. The price starts at a peak of approximately 1.6000, falls to a low of about 1.3000, rises to a second peak of about 1.5000, falls to another low of about 1.3000, and then rises to a third peak of approximately 1.3937. The current price is shown as a green candlestick with a plus sign, indicating an upward move from the previous week's close.

full chart from the post – done on 10/19/2010




On Oct. 21th – a forecast based on **the dynamic cycle explorer** was posted that was in alignment with the short trigger of the cycle swing and pointed to a down move into the end of november (see next page for full chart)

P: 10/21/2010 2:14:53 PM Reply

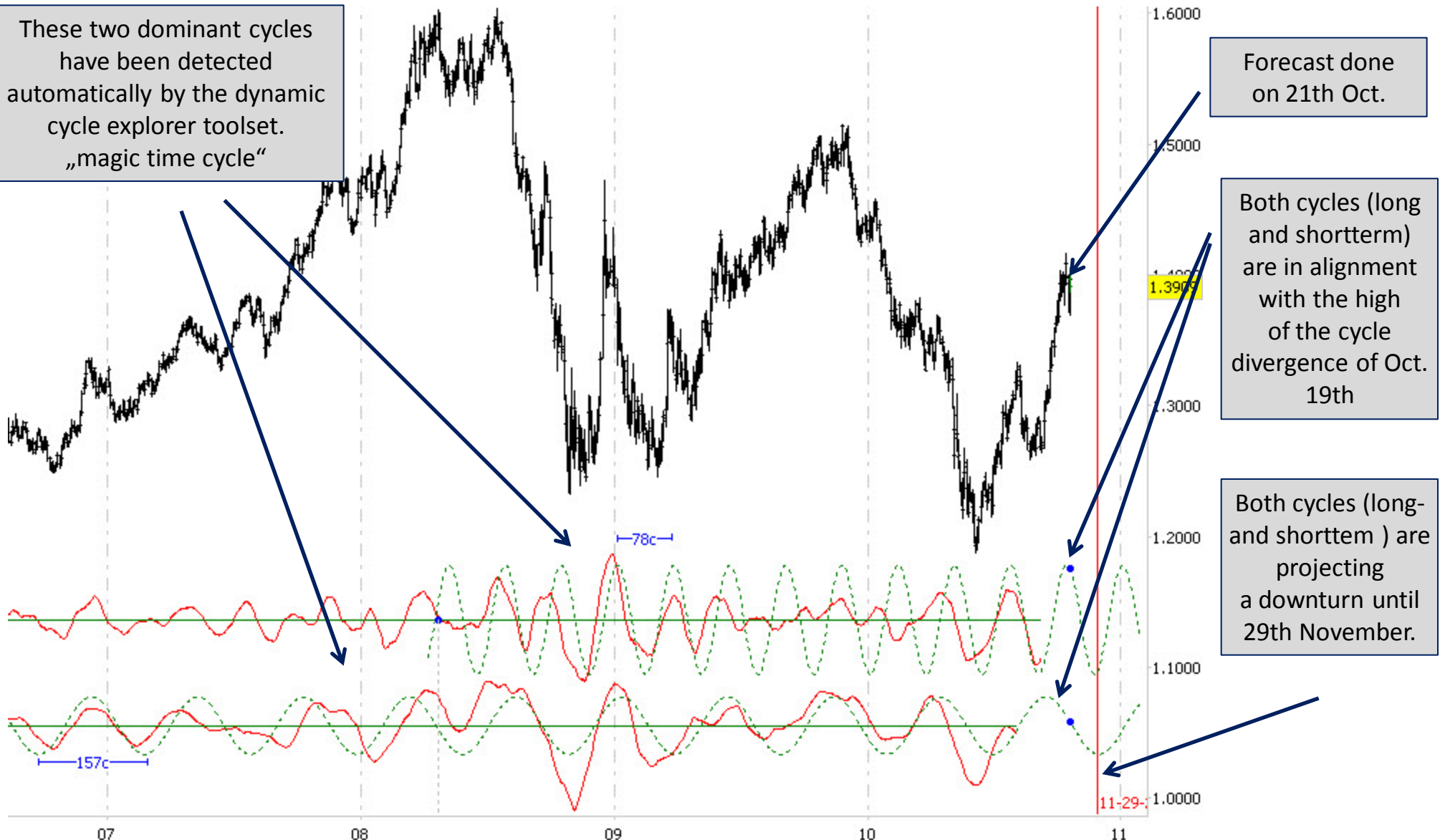


additional research. Two dominant cycles switching in-line into down phase from now on until end november...

datapool



On Oct. 21st – a forecast based on the **dynamic cycle explorer** was posted that was in alignment with the short trigger of the cycle swing and pointed to a down move into the end of november



During the arrival at the projected time window of Nov. 29th (LOW) – on Nov 26th a chart with a bullish divergence on the cycle swing indicator was posted as an exit to the short trade

P: 11/26/2010 7:21:01 AM

[Reply](#) [Edit Topic](#) [Msg User](#) [Profile](#) [Fwd Topic](#) [↑](#)



datapool

Member

Total Posts: 311
Last Post: 12/1/2010
Member Since: 2/23/2008

[Subscribe to this author](#)

Update: close short position now.

Trade: 1.3937 to 1.3235 -> +700 pips

Situation: bullish cycle swing divergence starting to set up on daily chart. Not enough alignment with other stuff to go long - but enough to close the short.



All signals on one chart – all signals have been posted in advance and live in the private forum section. This all was done before the fact...

